

## Technical Specification

### Ventilation Modes

VCV(A/C)	PCV(A/C)	PRVC	SIMV(VCV)+PSV
SIMV(PCV)+PSV	SIMV(PRVC)+PSV	BIVENT+PSV	
NIV/CPAP	NIV-T	NIV-S/T	

### Parameters

• Tidal Volume:	20~2000 ml
• Respiration Rate:	1~80 bpm
• Tinsp:	0.2~9 s
• Tslope:	0~2 s
• Tpause:	0~4 s
• I:E Ratio:	1:10~4:1
• FiO <sub>2</sub> :	21%~100%
• Trigger Sensitivity:	Pressure (-20~0 cmH <sub>2</sub> O, above PEEP) Flow (0.5~20 LPM)
• PEEP:	0~35 cmH <sub>2</sub> O
• Psupport:	0~70 cmH <sub>2</sub> O
• Pinsp:	5~70 cmH <sub>2</sub> O

### Special Procedures

Apnea Ventilation	Smart Suction	Manual Breath
Insp/ Exp Hold	ETCO <sub>2</sub> Measurement	
Nebulization	Waveform freeze	

### Monitoring

• Pressure Value:	Ppeak, Pplat, Pmean, Pmin, PEEP
• Volume / Flow Value:	Vti, Vte, MV, MVspont
• Time Value:	ftotal, fspont, I:E
• Real Time Curves:	Pressure-Time, Flow-time, Volume-time waveforms Pressure-Volume, Volume-Flow, Flow-Pressure loops
• Gas Monitoring:	FiO <sub>2</sub> , ETCO <sub>2</sub>
• Calculated Values:	Compliance(C) Resistance(R) MVleak RSBI WOB PEEPi

### Alarm

Paw high / low	MV high / low	Circuit disconnect
FiO <sub>2</sub> high / low	Expiratory tidal volume high/ low	
High respiration rate	Apnea	Power supply failure
Nebulizer On	Low Battery	Air supply down
O <sub>2</sub> supply down		

### Technical Data

• Screen:	12" TFT color touch screen (detachable)
• Supply Gas:	O <sub>2</sub> , 0.28~0.6 MPa
• Power Supply:	AC100~240 V, 50 Hz/60 Hz
• Communication Interface:	RS-232 Port, Nurse Call Port, Ethernet Port
• Dimension (WxDxH):	375 mm x 421 mm x 300 mm (Main Unit) 547 mm x 675 mm x 950 mm (Cart)
• Weight:	15 kg (Main Unit) 25 kg (Cart)

Remark: Above configurations include standard and optional. Please check price with your Aeonmed sales representative.



# VG60 Ventilator

CE 0123

**AEOMED**  
Reliable Quality Thoughtful Service

HQ: No.4 Hangfeng Road, Fengtai Science Park, Fengtai District, Beijing, China (100070)  
Science Park: No. 10, Chaobai Street, Yanjiao Development Zone, Sanhe City,  
Hebei Province, China (065201)  
TEL: +86-10-5841 1198 FAX: +86-10-6371 8989  
Http://www.aeonmed.com E-mail: marketing@aeonmed.com






Information contained in this leaflet is correct at the date of publication. The policy of Beijing Aeonmed Co., Ltd. is one of continued improvements to its products. Because of this policy Beijing Aeonmed Co., Ltd. reserves the right to make any changes, which may affect the information in this leaflet without giving prior notices.  
AVT60-1708

**AEOMED**  
Reliable Quality Thoughtful Service

### An Optimal Combination of Invasive and Noninvasive Ventilator


As noninvasive ventilation is used increasingly in a wide range of clinical situations, we offer a dual solution. VG60 combines the advantages of a flexible noninvasive ventilator with a full-featured invasive ventilator for the ICU.

VG60 is a critical care ventilator suitable for intra-hospital transport and sub-acute care of infants, children and adults. It has comprehensive functionality and a user-friendly design. VG60's internal turbine provides needed air pressure with a low sound level and, along with its internal batteries, prepare it fully for mobile use.

-   
**360° Visible Alarm Lamp**
-   
**12" TFT Detachable Touch Screen**
-   
**Ultra Quiet Turbine Inside**
-   
**Integrated Power Supply Solution**
-   
**Built-in Battery, With Extended Backup Option**



- Nurse call port
- Upgradable etCO<sub>2</sub> monitoring (optional)



- High & Low pressure oxygen inlet



- Integrated power supply management



### Cost Effective Solution

- Unique metal-based, autoclavable, heated exhalation valve
- Built-in flow sensor, non-consumable design
- Upgradable ventilation system software, with USB ports



### Optimal patient-ventilator synchrony, increasing patient comfort

- **The Unique Leak Compensation System** - Keep precise control on the tidal volume of each breath by adjusting compensation dosage automatically
- **Advanced Trigger Technique** - Enhance sensitivity, avoid spurious triggering



### Safe Ventilation Through Whole Treatment Phase

#### Initial Treatment Phase

- Noninvasive ventilation mode associated with decreased intubation rates, shortened patient stays, improved patient comfort, and a reduced risk of cross infection
- Preset patient's height and IBW, reduce clinician's workload

#### Stable Condition Phase

- PRVC and BIVENT employ lung-protective strategies, delivering intelligent ventilation
- Comprehensive lung mechanics monitoring include compliance, airway resistance, PEEPi and time constant
- Three waveforms & three loops with user-friendly display provide a continuous monitoring of the patient's condition

#### Weaning Phase

- Various ventilation modes enhance the weaning process
- The unique trigger and leakage compensation system safeguards each patient breath resulting in smooth and comfortable breathing, avoiding extra workload on the patient, promoting recovery
- RSBI and WOB provide accurate reference for weaning

#### Rehab Phase

- Provides pressure support for the patient when spontaneous breathing is present
- Optional Aerogen Pro nebulizer

